



Hello Year 2! How are you today?


Thank you for making the posters for my brother yesterday. Maybe now he will be able to keep a plant alive! As you are such great shop keepers, today we are going to be doing more work for our shop.

I hope you have a lovely day!

**TODAY is YOUR day!**  
**Your MOUNTAIN is waiting.**  
**SO... GET ON YOUR WAY!**  
- Dr. Seuss

Before we start our learning, let's get our bodies moving. Can you copy the dance in this video?

<https://www.youtube.com/watch?v=sNog54ovi8Q>



I found it quite tricky, but had lots of fun. Turns out, Edgar is a really good dancer!

Now, it is time for maths!

As shopkeepers, we need to be good at using coins.

Give yourself 2 minutes to see how many of the coins below you recognise. Email me to tell me how you do.

2 dojos for anyone who can get all of them! Good luck shopkeepers...

1.



2.



3.



4.



5.



6.



7.



8.



Now, time to open up our shops!



Either open up your shop again, or look at the picture you took of the items in your shop. This was my shop.



Customers will come into your shop and choose items to buy. They might ask you how much two items cost together. Like this customer...



Hi there, what a lovely shop you have!  
I would like to buy the flowers and the watering  
can for my mum. She loves gardening!  
How much would that cost in total?



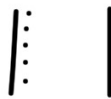
15 p



10 p

Now I will add the prices together. Use your tens and ones to help you.

$$15\text{p} + 10\text{p} = 25\text{p}$$



Make sure you remember to write the pence (p)

I want you to imagine...

5 customers have come into your shop and each buy 2 different items.

Write the addition number sentences to find the total cost for each customer, like I did.

If you want, try the super challenge to help a tricky customer!

### Super Challenge

A customer asks to buy the two most expensive items in your shop. They also want to buy a magazine costing 22p. What is the total price of their shop?

### Next up today... writing!

Your shop has been getting busier and busier after your amazing, adjective filled adverts went up yesterday. Well done!



Your shop is now so busy that the customers can no longer fit in your shop. You are going to have to move to a bigger shop!

Once you have moved to the new shop, you are going to have an opening party.

Today, you are going to design your invitation, inviting the people in your town to come to the new shop.



Remember, you need to tell me where and when your party will take place.

You might want to tell them what will happen at your party. Make it sound exciting so lots of people come to your shop!

It might look something like this:

Dear people of Dudley,

Will you come to be biggest and best shop opening?

Next Tuesday, my amazing shop will be opening in a new, bigger, better location. We will have an exciting party with cake, sweets, and party hats. If you come to the party, you will also receive a free surprise gift!



Don't miss it!

See you there.

**Date:** Tuesday 26<sup>th</sup> May    **Time:** 6 o'clock    **Location:** Banana Street

Can you see how I have used adjectives and exclamation marks to make my writing exciting?

Make your own invitation and email me a picture. Make sure it is interesting to look at and read so that more people will come to your shop! You can write it in your best Kinetic Letters, or use a computer if you would like.

3 dojos for every invitation I see!

## Our last lesson today, is geography

After the success of your shop, the town planner has popped in to chat to you! Let's see what she is saying...



Hello there!

I thought I would pop into your shop to say hi. I have just moved to the town and the mayor has asked me to create a map of the town.

Problem is ...I don't know it very well....

Can you help me?

Can you use your wonderful geography skills to help her?

You will, that is fantastic!

Create a map of the town. Think about things that you might see in a town. For example, you need a road so people can get to the shops, pavement for people to walk on, a park near where children go to school.

What things would you have in your dream town?

Remember, you could use a key like this to help you.

The best map with will get 5 dojos. Off you go, town planners!



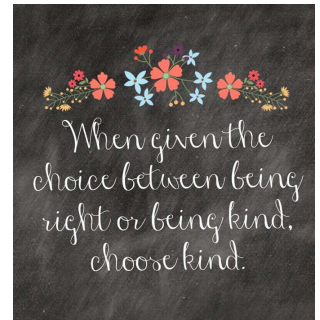
## Let's end our learning with some art

I like winding down the end of my day with some drawing or colouring. I find it very calming!

So, today we are going to think about what special week it is...Mental Health Awareness week. Can you remember the theme?



# KINDNESS!



Kindness is always really important, but, it is especially important right now.

Today, your challenge is to create a poster all about kindness. Your poster might include a quote, like the ones above, or it might have some pictures about being kind.

The choice is up to you.

When you have created it, take a picture and email it to me. You could even design it on the computer!

5 Dojos for every super poster I get.

Happy drawing and colouring!

Another fantastic day of learning! I can't believe how successful your shop has become!

Remember, if you have any problems you can email me on our year 2 email address.

Remember to work on your challenges and get some fresh air. Fingers crossed the weather is nice today! Make sure to have a little quiet time too.

Miss Pylypiak-Clancy ☺

